


Summary Institution-Level Pass Rate Data: Traditional Teacher Preparation Program Within IHE


		HEOA - Title II 2017 - 2018 Academic Year				
Institution Name		COLLEGE OF ST ELIZABETH				
Institution Code		2090				
State		New Jersey				
		<i>February 1, 2019</i>				
			Statewide			
Group	Number Taking Assessment¹	Number Passing Assessment²	Institutional Pass Rate	Number Taking Assessment¹	Number Passing Assessment²	Statewide Pass Rate
All program completers, 2017-18	13	13	100%	2373	2300	97%
All program completers, 2016-17	11	11	100%	2810	2747	98%
All program completers, 2015-16	37	35	95%	2915	2835	97%

Note: In cases where there are less than ten students taking the assessment or license/certificate, the number passing and pass rate are not reported.

¹ Number of completers taking one or more assessments within their area of specialization.

² Summary level "Number Taking Assessment" may differ from assessment level "Number Taking Assessment" because each student is counted once at the summary level but may be counted in multiple assessments at the assessment level.


Single Assessment Institution-Level Pass Rate Data: Traditional Teacher Preparation Program Within IHE

	HEOA - Title II 2017 - 2018 Academic Year
	Institution Name COLLEGE OF ST ELIZABETH
	Institution Code 2090
	State New Jersey

February 1, 2019

Assessment Information ¹	Group	Number Taking Assessment	Number Passing Assessment	Institutional Pass Rate	Institutional Average Scaled Score	Assessment Cut Score ²	Statewide			
							Number Taking Assessment	Number Passing Assessment	Statewide Pass Rate	Statewide Average Scaled Score
ART CONTENT KNOWLEDGE (5134) Test Company: ETS Score Range: 100-200	All enrolled students who have completed all nonclinical courses, 2017-18	1				158	25	20	80%	165
	Other enrolled students, 2017-18						40	32	80%	164
	All program completers, 2017-18						73	71	97%	166
	All program completers, 2016-17	1				158	47	46	98%	169
	All program completers, 2015-16	1				158	55	54	98%	170
BIOLOGY CONTENT KNOWLEDGE (0235) Test Company: ETS Score Range: 100-200	All enrolled students who have completed all nonclinical courses, 2017-18						19	18	95%	161
	Other enrolled students, 2017-18						50	45	90%	165
	All program completers, 2017-18						66	66	100%	169
	All program completers, 2016-17						74	73	99%	169
	All program completers, 2015-16						70	68	97%	166
BUSINESS ED CONTENT KNOWLEDGE (5101) Test Company: ETS Score Range: 100-200	All enrolled students who have completed all nonclinical courses, 2017-18									
	Other enrolled students, 2017-18						2			
	All program completers, 2017-18						2			
	All program completers, 2016-17						6			
	All program completers, 2015-16						7			
CHEMISTRY CONTENT KNOWLEDGE (0245) Test Company: ETS Score Range: 100-200	All enrolled students who have completed all nonclinical courses, 2017-18						6			
	Other enrolled students, 2017-18						15	13	87%	164
	All program completers, 2017-18						14	13	93%	168
	All program completers, 2016-17						19	19	100%	164
	All program completers, 2015-16	1				152	18	17	94%	164


Single Assessment Institution-Level Pass Rate Data: Traditional Teacher Preparation Program Within IHE

	HEOA - Title II 2017 - 2018 Academic Year
	Institution Name COLLEGE OF ST ELIZABETH
	Institution Code 2090
	State New Jersey


February 1, 2019

Assessment Information ¹	Group	Number Taking Assessment	Number Passing Assessment	Institutional Pass Rate	Institutional Average Scaled Score	Assessment Cut Score ²	Statewide				
							Number Taking Assessment	Number Passing Assessment	Statewide Pass Rate	Statewide Average Scaled Score	
EARLY CHILDHOOD CONTENT KNOWLEDGE (5022) Test Company: ETS Score Range: 100-200	All enrolled students who have completed all nonclinical courses, 2017-18										
	Other enrolled students, 2017-18						51	47	92%	170	
	All program completers, 2017-18	1				159	27	26	96%	171	
	All program completers, 2016-17	1				159	97	97	100%	173	
	All program completers, 2015-16	15	15	100%	171	159	347	344	99%	172	
EARLY CHILDHOOD EDUCATION (5025) Test Company: ETS Score Range: 100-200	All enrolled students who have completed all nonclinical courses, 2017-18	3				156	64	62	97%	171	
	Other enrolled students, 2017-18						262	209	80%	165	
	All program completers, 2017-18	4				156	262	258	98%	170	
	All program completers, 2016-17	2				156	235	235	100%	170	
	All program completers, 2015-16						59	58	98%	169	
EARTH AND SPACE SCIENCES - CK (5571) Test Company: ETS Score Range: 100-200	All enrolled students who have completed all nonclinical courses, 2017-18						2				
	Other enrolled students, 2017-18						14	8	57%	157	
	All program completers, 2017-18						5				
	All program completers, 2016-17						7				
	All program completers, 2015-16						7				
ELEM ED CONTENT KNOWLEDGE (DISCONTINUED) (5014) Test Company: ETS Score Range: 100-200	All enrolled students who have completed all nonclinical courses, 2017-18										
	Other enrolled students, 2017-18										
	All program completers, 2017-18										
	All program completers, 2016-17										
	All program completers, 2015-16	1					141	18	18	100%	163


Single Assessment Institution-Level Pass Rate Data: Traditional Teacher Preparation Program Within IHE

		HEOA - Title II 2017 - 2018 Academic Year								
Institution Name		COLLEGE OF ST ELIZABETH								
Institution Code		2090								
State		New Jersey								
							February 1, 2019			
Assessment Information ¹	Group	Number Taking Assessment	Number Passing Assessment	Institutional Pass Rate	Institutional Average Scaled Score	Assessment Cut Score ²	Statewide			
							Number Taking Assessment	Number Passing Assessment	Statewide Pass Rate	Statewide Average Scaled Score
ELEM ED MULTI SUBJ MATHEMATICS (DISC) (5033) Test Company: ETS Score Range: 100-200	All enrolled students who have completed all nonclinical courses, 2017-18									
	Other enrolled students, 2017-18						9			
	All program completers, 2017-18						7			
	All program completers, 2016-17						40	39	98%	173
	All program completers, 2015-16	12	9	75%	167	164	387	377	97%	174
ELEM ED MULTI SUBJ MATHEMATICS (5003) Test Company: ETS Score Range: 100-200	All enrolled students who have completed all nonclinical courses, 2017-18	4				157	394	388	98%	177
	Other enrolled students, 2017-18						1066	977	92%	175
	All program completers, 2017-18	10	9	90%	168	157	1113	1097	99%	177
	All program completers, 2016-17	9				157	1362	1343	99%	177
	All program completers, 2015-16	11	7	64%	166	157	983	959	98%	175
ELEM ED MULTI SUBJ READING LANG ARTS (DISC) (5032) Test Company: ETS Score Range: 100-200	All enrolled students who have completed all nonclinical courses, 2017-18									
	Other enrolled students, 2017-18						9			
	All program completers, 2017-18						6			
	All program completers, 2016-17						40	40	100%	175
	All program completers, 2015-16	12	11	92%	174	165	388	381	98%	177
ELEM ED MULTI SUBJ READING LANG ARTS (5002) Test Company: ETS Score Range: 100-200	All enrolled students who have completed all nonclinical courses, 2017-18	4				157	394	380	96%	169
	Other enrolled students, 2017-18						1057	937	89%	168
	All program completers, 2017-18	10	9	90%	163	157	1113	1097	99%	171
	All program completers, 2016-17	9				157	1360	1338	98%	170
	All program completers, 2015-16	12	6	50%	156	157	985	959	97%	169

Single Assessment Institution-Level Pass Rate Data: *Traditional Teacher Preparation Program Within IHE*

		HEOA - Title II 2017 - 2018 Academic Year								
Institution Name		COLLEGE OF ST ELIZABETH								
Institution Code		2090								
State		New Jersey								
							February 1, 2019			
Assessment Information ¹	Group	Number Taking Assessment	Number Passing Assessment	Institutional Pass Rate	Institutional Average Scaled Score	Assessment Cut Score ²	Statewide			
							Number Taking Assessment	Number Passing Assessment	Statewide Pass Rate	Statewide Average Scaled Score
ELEM ED MULTI SUBJ SCIENCES (DISC) (5035) Test Company: ETS Score Range: 100-200	All enrolled students who have completed all nonclinical courses, 2017-18									
	Other enrolled students, 2017-18						9			
	All program completers, 2017-18						7			
	All program completers, 2016-17						40	39	98%	171
	All program completers, 2015-16	12	11	92%	169	159	388	384	99%	170
ELEM ED MULTI SUBJ SCIENCES (5005) Test Company: ETS Score Range: 100-200	All enrolled students who have completed all nonclinical courses, 2017-18	4				155	394	365	93%	169
	Other enrolled students, 2017-18						1019	877	86%	166
	All program completers, 2017-18	10	9	90%	163	155	1116	1097	98%	170
	All program completers, 2016-17	9				155	1360	1330	98%	170
	All program completers, 2015-16	12	6	50%	152	155	983	955	97%	170
ELEM ED MULTI SUBJ SOCIAL STUDIES (DISC) (5034) Test Company: ETS Score Range: 100-200	All enrolled students who have completed all nonclinical courses, 2017-18									
	Other enrolled students, 2017-18						9			
	All program completers, 2017-18						6			
	All program completers, 2016-17						40	39	98%	166
	All program completers, 2015-16	12	12	100%	165	155	388	384	99%	166
ELEM ED MULTI SUBJ SOCIAL STUDIES (5004) Test Company: ETS Score Range: 100-200	All enrolled students who have completed all nonclinical courses, 2017-18	4				155	394	344	87%	165
	Other enrolled students, 2017-18						1019	793	78%	161
	All program completers, 2017-18	10	7	70%	155	155	1115	1077	97%	166
	All program completers, 2016-17	9				155	1360	1324	97%	167
	All program completers, 2015-16	11	5	45%	158	155	983	950	97%	166


Single Assessment Institution-Level Pass Rate Data: *Traditional Teacher Preparation Program Within IHE*

	HEOA - Title II 2017 - 2018 Academic Year	
	Institution Name	COLLEGE OF ST ELIZABETH
	Institution Code	2090
	State	New Jersey

February 1, 2019

Assessment Information ¹	Group	Number Taking Assessment	Number Passing Assessment	Institutional Pass Rate	Institutional Average Scaled Score	Assessment Cut Score ²	Statewide				
							Number Taking Assessment	Number Passing Assessment	Statewide Pass Rate	Statewide Average Scaled Score	
ENG LANG LIT COMP CONTENT KNOWLEDGE (DISC) (0041) Test Company: ETS Score Range: 100-200	All enrolled students who have completed all nonclinical courses, 2017-18										
	Other enrolled students, 2017-18										
	All program completers, 2017-18										
	All program completers, 2016-17						1				
	All program completers, 2015-16						1				
ENGLISH LANGUAGE ARTS: CK (5038) Test Company: ETS Score Range: 100-200	All enrolled students who have completed all nonclinical courses, 2017-18						55	53	96%	177	
	Other enrolled students, 2017-18						187	167	89%	176	
	All program completers, 2017-18	1				167	213	208	98%	178	
	All program completers, 2016-17	1				167	243	241	99%	178	
	All program completers, 2015-16	6				167	240	237	99%	178	
FRENCH WORLD LANGUAGE (5174) Test Company: ETS Score Range: 100-200	All enrolled students who have completed all nonclinical courses, 2017-18										
	Other enrolled students, 2017-18						1				
	All program completers, 2017-18						4				
	All program completers, 2016-17						2				
	All program completers, 2015-16						6				
GENERAL SCI CONTENT KNOWLEDGE (0435) Test Company: ETS Score Range: 100-200	All enrolled students who have completed all nonclinical courses, 2017-18						29	28	97%	163	
	Other enrolled students, 2017-18						81	69	85%	166	
	All program completers, 2017-18						104	101	97%	167	
	All program completers, 2016-17						113	112	99%	168	
	All program completers, 2015-16	1					152	119	117	98%	167


Single Assessment Institution-Level Pass Rate Data: Traditional Teacher Preparation Program Within IHE

	HEOA - Title II 2017 - 2018 Academic Year
	Institution Name COLLEGE OF ST ELIZABETH
	Institution Code 2090
	State New Jersey


February 1, 2019

Assessment Information ¹	Group	Number Taking Assessment	Number Passing Assessment	Institutional Pass Rate	Institutional Average Scaled Score	Assessment Cut Score ²	Statewide				
							Number Taking Assessment	Number Passing Assessment	Statewide Pass Rate	Statewide Average Scaled Score	
GERMAN WORLD LANGUAGE (5183) Test Company: ETS Score Range: 100-200	All enrolled students who have completed all nonclinical courses, 2017-18										
	Other enrolled students, 2017-18										
	All program completers, 2017-18						1				
	All program completers, 2016-17										
	All program completers, 2015-16						2				
HEALTH AND PE (DISC) (5856) Test Company: ETS Score Range: 100-200	All enrolled students who have completed all nonclinical courses, 2017-18										
	Other enrolled students, 2017-18						2				
	All program completers, 2017-18						1				
	All program completers, 2016-17						3				
	All program completers, 2015-16						16	16	100%	159	
HEALTH AND PE (5857) Test Company: ETS Score Range: 100-200	All enrolled students who have completed all nonclinical courses, 2017-18						28	28	100%	171	
	Other enrolled students, 2017-18						102	87	85%	166	
	All program completers, 2017-18						146	146	100%	169	
	All program completers, 2016-17						170	169	99%	168	
	All program completers, 2015-16						154	150	97%	168	
MARKETING EDUCATION (5561) Test Company: ETS Score Range: 100-200	All enrolled students who have completed all nonclinical courses, 2017-18										
	Other enrolled students, 2017-18										
	All program completers, 2017-18										
	All program completers, 2016-17						3				
	All program completers, 2015-16										

Single Assessment Institution-Level Pass Rate Data: Traditional Teacher Preparation Program Within IHE

		HEOA - Title II 2017 - 2018 Academic Year								
Institution Name		COLLEGE OF ST ELIZABETH								
Institution Code		2090								
State		New Jersey								
							February 1, 2019			
Assessment Information ¹	Group	Number Taking Assessment	Number Passing Assessment	Institutional Pass Rate	Institutional Average Scaled Score	Assessment Cut Score ²	Statewide			
							Number Taking Assessment	Number Passing Assessment	Statewide Pass Rate	Statewide Average Scaled Score
MATHEMATICS CONTENT KNOWLEDGE (DISC) (0061) Test Company: ETS Score Range: 100-200	All enrolled students who have completed all nonclinical courses, 2017-18									
	Other enrolled students, 2017-18									
	All program completers, 2017-18									
	All program completers, 2016-17									
	All program completers, 2015-16						4			
MATHEMATICS CONTENT KNOWLEDGE (5161) Test Company: ETS Score Range: 100-200	All enrolled students who have completed all nonclinical courses, 2017-18	1				160	39	31	79%	165
	Other enrolled students, 2017-18						175	104	59%	159
	All program completers, 2017-18	1				160	120	112	93%	168
	All program completers, 2016-17						158	155	98%	168
	All program completers, 2015-16						149	144	97%	169
MIDDLE SCHOOL ENG LANG ARTS (5047) Test Company: ETS Score Range: 100-200	All enrolled students who have completed all nonclinical courses, 2017-18									
	Other enrolled students, 2017-18									
	All program completers, 2017-18									
	All program completers, 2016-17						14	13	93%	168
	All program completers, 2015-16						29	27	93%	168
MIDDLE SCHOOL MATHEMATICS (DISCONTINUED) (0069) Test Company: ETS Score Range: 100-200	All enrolled students who have completed all nonclinical courses, 2017-18									
	Other enrolled students, 2017-18									
	All program completers, 2017-18									
	All program completers, 2016-17									
	All program completers, 2015-16						1			


Single Assessment Institution-Level Pass Rate Data: Traditional Teacher Preparation Program Within IHE

	HEOA - Title II 2017 - 2018 Academic Year
	Institution Name COLLEGE OF ST ELIZABETH
	Institution Code 2090
	State New Jersey

February 1, 2019

Assessment Information ¹	Group	Number Taking Assessment	Number Passing Assessment	Institutional Pass Rate	Institutional Average Scaled Score	Assessment Cut Score ²	Statewide				
							Number Taking Assessment	Number Passing Assessment	Statewide Pass Rate	Statewide Average Scaled Score	
MIDDLE SCHOOL MATHEMATICS (5169) Test Company: ETS Score Range: 100-200	All enrolled students who have completed all nonclinical courses, 2017-18										
	Other enrolled students, 2017-18						1				
	All program completers, 2017-18										
	All program completers, 2016-17	1				165	28	28	100%	176	
	All program completers, 2015-16						36	35	97%	172	
MIDDLE SCHOOL SCIENCE (DISCONTINUED) (0439) Test Company: ETS Score Range: 100-200	All enrolled students who have completed all nonclinical courses, 2017-18										
	Other enrolled students, 2017-18										
	All program completers, 2017-18										
	All program completers, 2016-17										
	All program completers, 2015-16						1				
MIDDLE SCHOOL SCIENCE (5440) Test Company: ETS Score Range: 100-200	All enrolled students who have completed all nonclinical courses, 2017-18										
	Other enrolled students, 2017-18										
	All program completers, 2017-18										
	All program completers, 2016-17						32	30	94%	157	
	All program completers, 2015-16						19	19	100%	160	
MIDDLE SCHOOL SOCIAL STUDIES (5089) Test Company: ETS Score Range: 100-200	All enrolled students who have completed all nonclinical courses, 2017-18										
	Other enrolled students, 2017-18										
	All program completers, 2017-18										
	All program completers, 2016-17						15	15	100%	171	
	All program completers, 2015-16						14	13	93%	168	


Single Assessment Institution-Level Pass Rate Data: Traditional Teacher Preparation Program Within IHE

	HEOA - Title II 2017 - 2018 Academic Year
	Institution Name COLLEGE OF ST ELIZABETH
	Institution Code 2090
	State New Jersey

February 1, 2019

Assessment Information ¹	Group	Number Taking Assessment	Number Passing Assessment	Institutional Pass Rate	Institutional Average Scaled Score	Assessment Cut Score ²	Statewide				
							Number Taking Assessment	Number Passing Assessment	Statewide Pass Rate	Statewide Average Scaled Score	
MUSIC CONTENT KNOWLEDGE (0113) Test Company: ETS Score Range: 100-200	All enrolled students who have completed all nonclinical courses, 2017-18						7				
	Other enrolled students, 2017-18						79	73	92%	166	
	All program completers, 2017-18						145	143	99%	169	
	All program completers, 2016-17						129	129	100%	169	
	All program completers, 2015-16						138	137	99%	170	
PHYSICAL ED CONTENT KNOWLEDGE (5091) Test Company: ETS Score Range: 100-200	All enrolled students who have completed all nonclinical courses, 2017-18										
	Other enrolled students, 2017-18										
	All program completers, 2017-18										
	All program completers, 2016-17						2				
	All program completers, 2015-16						6				
PHYSICS CONTENT KNOWLEDGE (5265) Test Company: ETS Score Range: 100-200	All enrolled students who have completed all nonclinical courses, 2017-18						1				
	Other enrolled students, 2017-18						12	12	100%	162	
	All program completers, 2017-18						20	20	100%	165	
	All program completers, 2016-17						20	20	100%	167	
	All program completers, 2015-16						25	25	100%	161	
SOCIAL STUDIES CONTENT KNOWLEDGE (0081) Test Company: ETS Score Range: 100-200	All enrolled students who have completed all nonclinical courses, 2017-18						51	46	90%	166	
	Other enrolled students, 2017-18						173	127	73%	164	
	All program completers, 2017-18	2				157	189	178	94%	168	
	All program completers, 2016-17						224	217	97%	167	
	All program completers, 2015-16	1				157	238	233	98%	166	


Single Assessment Institution-Level Pass Rate Data: Traditional Teacher Preparation Program Within IHE

	HEOA - Title II 2017 - 2018 Academic Year
	Institution Name COLLEGE OF ST ELIZABETH
	Institution Code 2090
	State New Jersey

February 1, 2019

Assessment Information ¹	Group	Number Taking Assessment	Number Passing Assessment	Institutional Pass Rate	Institutional Average Scaled Score	Assessment Cut Score ²	Statewide			
							Number Taking Assessment	Number Passing Assessment	Statewide Pass Rate	Statewide Average Scaled Score
SPANISH WORLD LANGUAGE (5195) Test Company: ETS Score Range: 100-200	All enrolled students who have completed all nonclinical courses, 2017-18						5			
	Other enrolled students, 2017-18						21	13	62%	170
	All program completers, 2017-18						28	28	100%	179
	All program completers, 2016-17						36	36	100%	180
	All program completers, 2015-16						42	41	98%	180
TECHNOLOGY EDUCATION (5051) Test Company: ETS Score Range: 100-200	All enrolled students who have completed all nonclinical courses, 2017-18						6			
	Other enrolled students, 2017-18						2			
	All program completers, 2017-18						9			
	All program completers, 2016-17						7			
	All program completers, 2015-16						11	10	91%	180
THEATRE (5641) Test Company: ETS Score Range: 100-200	All enrolled students who have completed all nonclinical courses, 2017-18									
	Other enrolled students, 2017-18						4			
	All program completers, 2017-18						4			
	All program completers, 2016-17						3			
	All program completers, 2015-16						6			
OPI ENGLISH (ACT1005) Test Company: ACTFL* Score Range: 1-10	All enrolled students who have completed all nonclinical courses, 2017-18						2			
	Other enrolled students, 2017-18						9			
	All program completers, 2017-18						15	15	100%	10
	All program completers, 2016-17									
	All program completers, 2015-16									


Single Assessment Institution-Level Pass Rate Data: Traditional Teacher Preparation Program Within IHE

	HEOA - Title II 2017 - 2018 Academic Year
	Institution Name COLLEGE OF ST ELIZABETH
	Institution Code 2090
	State New Jersey

February 1, 2019

Assessment Information ¹	Group	Number Taking Assessment	Number Passing Assessment	Institutional Pass Rate	Institutional Average Scaled Score	Assessment Cut Score ²	Statewide				
							Number Taking Assessment	Number Passing Assessment	Statewide Pass Rate	Statewide Average Scaled Score	
OPI FRENCH (ACT1006) Test Company: ACTFL* Score Range: 1-10	All enrolled students who have completed all nonclinical courses, 2017-18										
	Other enrolled students, 2017-18						1				
	All program completers, 2017-18						4				
	All program completers, 2016-17						2				
	All program completers, 2015-16						6				
OPI GERMAN (ACT1007) Test Company: ACTFL* Score Range: 1-10	All enrolled students who have completed all nonclinical courses, 2017-18										
	Other enrolled students, 2017-18										
	All program completers, 2017-18						1				
	All program completers, 2016-17										
	All program completers, 2015-16						1				
OPI ITALIAN (ACT1010) Test Company: ACTFL* Score Range: 1-10	All enrolled students who have completed all nonclinical courses, 2017-18										
	Other enrolled students, 2017-18										
	All program completers, 2017-18										
	All program completers, 2016-17						1				
	All program completers, 2015-16						1				
OPI MANDARIN (ACT1013) Test Company: ACTFL* Score Range: 1-10	All enrolled students who have completed all nonclinical courses, 2017-18										
	Other enrolled students, 2017-18						1				
	All program completers, 2017-18										
	All program completers, 2016-17						2				
	All program completers, 2015-16						2				

Single Assessment Institution-Level Pass Rate Data: Traditional Teacher Preparation Program Within IHE

		HEOA - Title II 2017 - 2018 Academic Year								
Institution Name		COLLEGE OF ST ELIZABETH								
Institution Code		2090								
State		New Jersey								
							February 1, 2019			
Assessment Information ¹	Group	Number Taking Assessment	Number Passing Assessment	Institutional Pass Rate	Institutional Average Scaled Score	Assessment Cut Score ²	Statewide			
							Number Taking Assessment	Number Passing Assessment	Statewide Pass Rate	Statewide Average Scaled Score
OPI SPANISH (ACT1018) Test Company: ACTFL* Score Range: 1-10	All enrolled students who have completed all nonclinical courses, 2017-18						1			
	Other enrolled students, 2017-18						10	9	90%	8
	All program completers, 2017-18						19	19	100%	8
	All program completers, 2016-17						29	26	90%	7
	All program completers, 2015-16						40	39	98%	8
WPT ENGLISH (ACT2004) Test Company: ACTFL* Score Range: 1-10	All enrolled students who have completed all nonclinical courses, 2017-18						3			
	Other enrolled students, 2017-18						7			
	All program completers, 2017-18						12	12	100%	9
	All program completers, 2016-17									
	All program completers, 2015-16									

Note: In cases where there are less than ten students taking the assessment or license/certificate, the number passing and pass rate are not reported.

¹Tests with multiple delivery options (computer, paper, etc.) will be noted with the assessment code for one format only.

²Cut scores may vary for groups depending upon when the cut scores are established by the state and when each group completed their teacher certification or licensure assessment.

*Questions regarding tests listed by this testing company must be addressed to your state Title II Coordinator.